

YOURx-Terminal

Application

The YOURx-Terminal improves the customer application and craft-experience by providing an access terminal capable of 16 drops, two feeder ports for mid-span and daisy-chaining scenarios, along with a fully protected and restorable pathway from the YOURx-Terminal to the YOURx-TAP using the Clearfield® design methodology of a modular and flexible approach that scales across the application environment.

Description

The YOURx-Terminal provides up to sixteen drops ports along with two 10mm feeder ports and two 14mm feeder ports – all air/water tight via YOURx FlexPort technology and accepting all industry standard connectors. The modular approach of the YOURx-Terminal comes in the removable, configurable FlexCartridge. Configure the fiber ports to meet the deployment application, then if future requirements change, remove the FlexCartridge and snap in a replacement – without any disruption to the base unit.



Ducts are simply brought to the YOURx-Terminal, trimmed to length and pushed into the YOURx FlexPorts on the base of the terminal - completing the protected pathway. Fiber is now pulled or pushed from the customer premise to the “inside” of the YOURx-Terminal, where the connector assembly is completed and mated.

Features and Benefits

Integrity

- Designed to comply to Telcordia GR-771
- Supports FieldShield Pushable/Pullable SC Connectors for drop applications
- Supports pre-terminated FieldShield FLATdrop, FieldShield FLEXdrop, FieldShield StrongFiber or FieldShield Pushable Fiber assemblies for individual drop applications
- 100% performance tested for insertion loss, return loss and final mechanical inspection

Protection

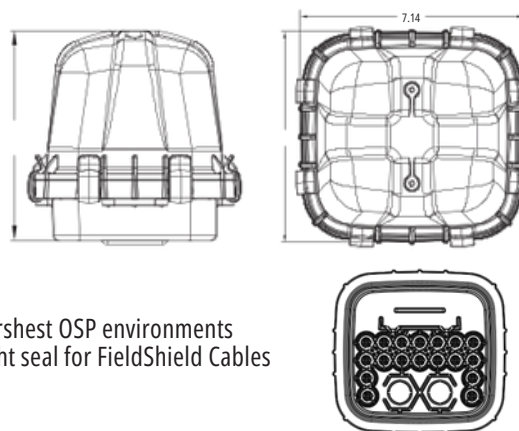
- Optimized for use with FieldShield Microduct and Pushable Fiber solutions
- Designed using black UV resistant thermoplastic material
- Environmentally sealed terminal providing maximum reliability and durability in the harshest OSP environments
- FieldShield FlexConnector provides bend-limiting, strain-relief protection and water-tight seal for FieldShield Cables

Access

- Accepts up to sixteen 10 mm distribution ports (for 10 mm FieldShield Microduct or FieldShield FLATdrop)
- Accepts up to two 14 mm feeder ports (for 14 mm FieldShield Microduct)
- Accepts up to two 10 mm feeder ports (for 10 mm FieldShield Microduct or FieldShield FLATdrop)
- Compact sealed design allows placement above or below grade
- Plug-and-play configurations accept both FieldShield FLATdrop and FieldShield Cable Assemblies
- Optical component solutions maximize existing architectures and relief for fiber exhaust scenarios

Investment

- Modular cartridge for upgrade or repair
- Flexibility in configuration provides maximum scalability across multiple services classes and network applications



- Compatible with all of FieldShield drop cable options, which reduces installation time and labor costs by removing expensive splicing labor from the YOURx-Terminal to customer premise
- Pre-terminated factory polished drop cables improve network operability across multiple network access points



MPO Terminal



Patch Only Terminal



Express Terminal



Splitter Terminal

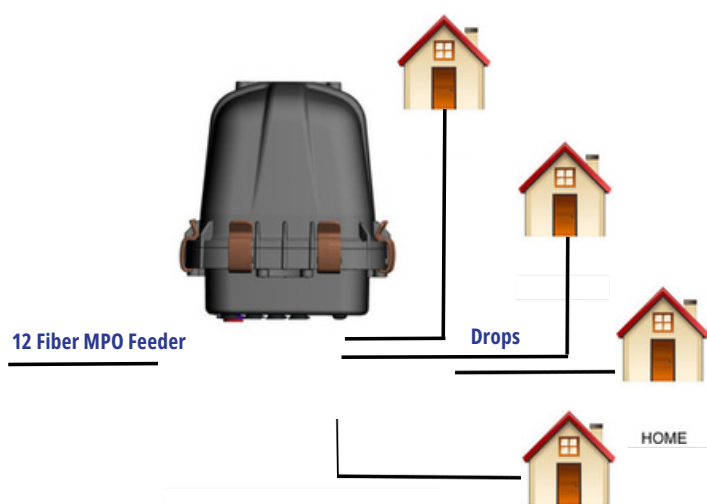
YOURx-Terminal

Technical Specifications

YOURx-Terminal	
Dimensions	7.14"W x 6.74" D x 7.31" H (181.36 mm x 171.20 mm x 185.67 mm)
Material	Black UV resistant Thermoplastic
Mounting Options <i>(Brackets ordered separately. See accessories for options)</i>	Below Grade: vault (part number: FPB1220) Above Grade: pedestal, pole mount or aerial/strand
External Slack Storage	Virtually unlimited – depends on vault size or mounting application
Feeder Ports	Two 14 mm FlexPorts and two 10 mm FlexPorts
Distribution Ports	16, 10-mm FlexPorts
Connector Types	SC/APC, SC/UPC, LC/APC, LC/UPC

YOURx-Terminal - MPO

Application: MPO Feeder with Drops



Example Above: 12 fiber MPO feeder with 4 SC/APC drops.

Terminal Part Number: FSTX-04C-51Z-ZAZ

YOURx-Terminal - MPO Configured Part Number

FSTX-
-
1Z-ZAZ

1

2

3

1

2

3

1
Select Distribution Port Count
04 = 4 ports
08 = 8 ports
12 = 12 ports
16 = 16 ports

2
Select Distribution Connector
A = SC/UPC
C = SC/APC
F = LC/UPC
H = LC/APC

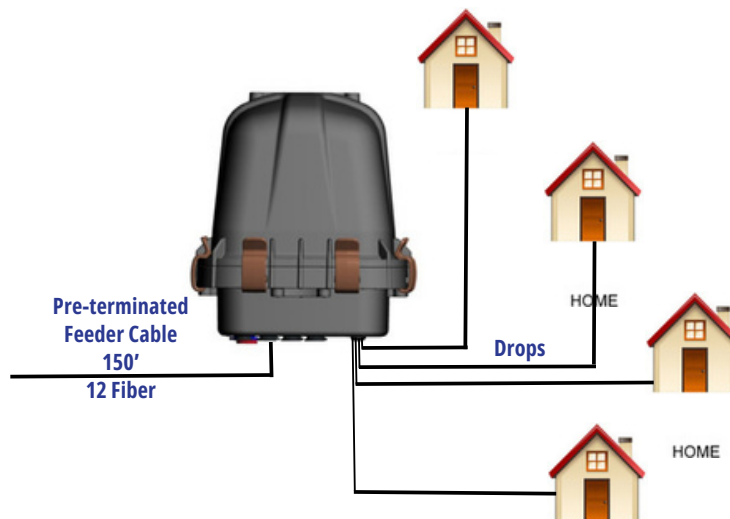
3
Select Feeder Connector
5 = MPO Male

Mounting Brackets sold separately. See Accessory section.

YOURx-Terminal

YOURx-Terminal - Patch Only

Application: Pre-terminated Patch Only and Drops



Example Above: Factory installed 150' 12 fiber flat drop toneable feeder with 4 SC/APC drops.

Terminal Part Number: FSTX-04C-Z1U-ZZZ 0150F

YOURx-Terminal - Patch Only Configured Terminal

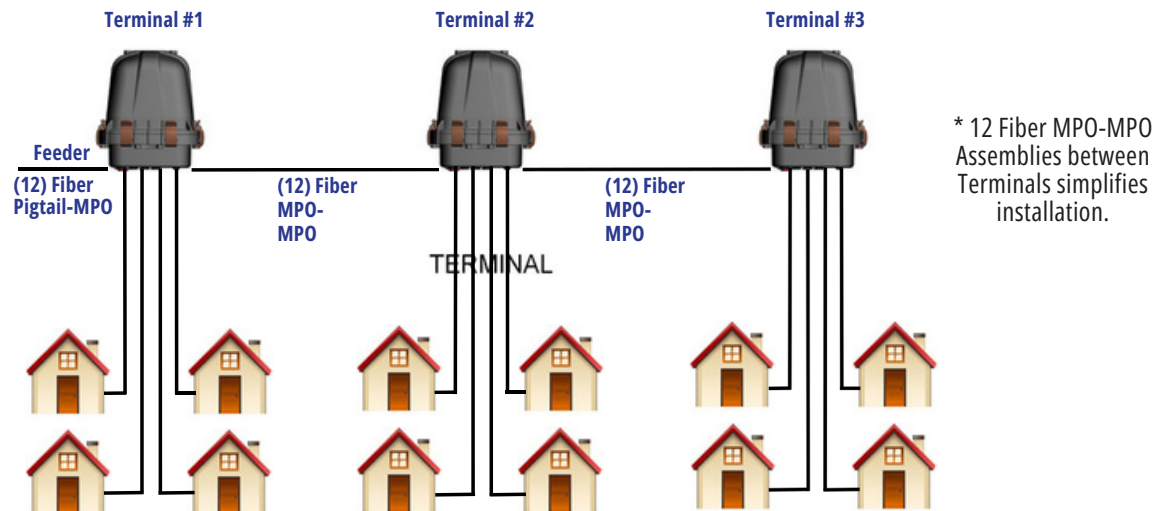
FSTX- _____ - Z _____ - ZZZ _____				
1	2	3	4	5
1 Select Distribution Port Count 04 = 4 ports 06 = 6 ports 08 = 8 ports 12 = 12 ports	2 Select Distribution Connector A = SC/UPCU = FLATdrop (Toneable) C = SC/APC F = LC/UPC H = LC/APC W = FieldShield	3 Select Feeder Mode and Type 1 = SM (Non-ribbon) 2 = SM (Ribbon)	4 Select Feeder Jacket Construction T = FLATdrop (Non-toneable)	5 Select Feeder Cable Length XXXXF = Length in Feet XXXXM = Length in Meters

For individual drops using FLATdrop with the FlexConnector, you'll need to order them separately and make reference to that product.

YOURx-Terminal

YOURx-Terminal — Expressed/Daisy Chain

Application: MPO Feeder with Drops and MPO Expressed Out

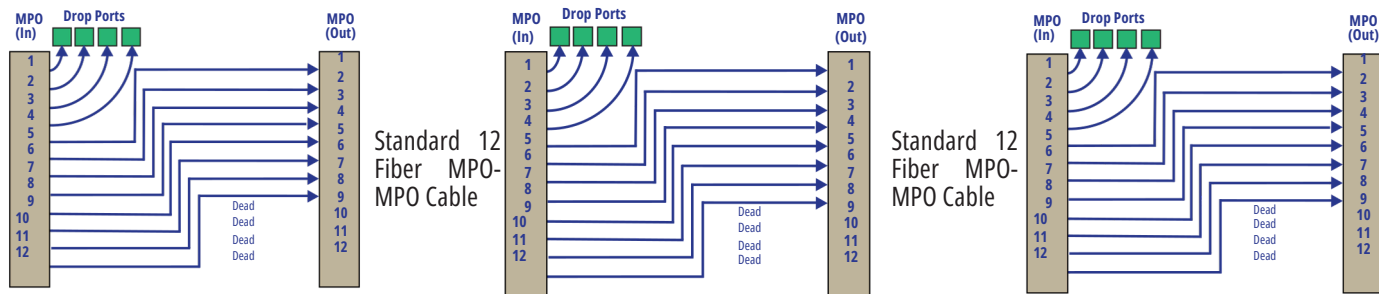


Example above: 12 fiber MPO feeder with 4 SC/APC drops and remaining fibers expressed out

Terminals Part Numbers: FSTX-12X-51Z-ZZZ-03

Internal Configuration:

Terminal #1 Terminal #2



Advantage: Same terminal, only one part number to maintain, simplifying the installation.

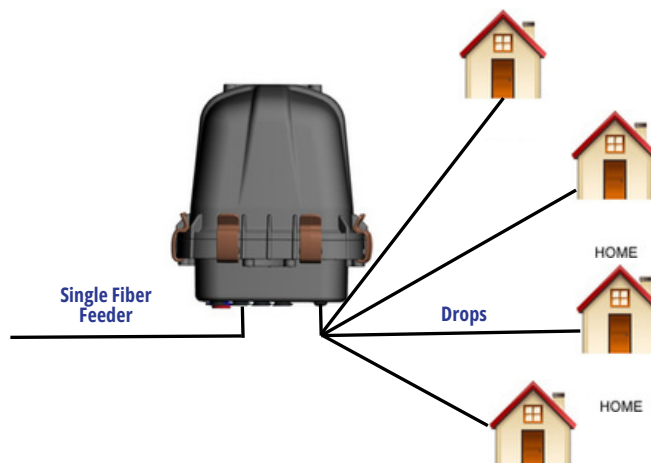
YOURx-Terminal - Expressed Configured Terminal

Drop Connector Type	2 Drop Ports / Remaining Fibers Expressed Out	4 Drop Ports / Remaining Fibers Expressed Out	6 Drop Ports / Remaining Fibers Expressed Out	8 Drop Ports / Remaining Fibers MPO Expressed Out
SCA	FSTX-12X-51Z-ZZZ-04	FSTX-12X-51Z-ZZZ-03	FSTX-12X-51Z-ZZZ-01	FSTX-12X-51Z-ZZZ-02
SCU	FSTX-12X-51Z-ZZZ-10	FSTX-12X-51Z-ZZZ-11	FSTX-12X-51Z-ZZZ-12	FSTX-12X-51Z-ZZZ-13
LCA	FSTX-12X-51Z-ZZZ-14	FSTX-12X-51Z-ZZZ-15	FSTX-12X-51Z-ZZZ-16	FSTX-12X-51Z-ZZZ-17
LCU	FSTX-12X-51Z-ZZZ-18	FSTX-12X-51Z-ZZZ-19	FSTX-12X-51Z-ZZZ-20	FSTX-12X-51Z-ZZZ-21

YOURx-Terminal

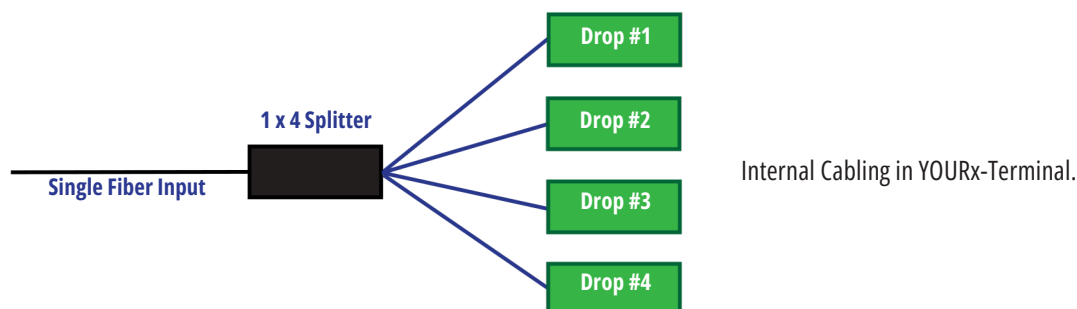
YOURx-Terminal - Splitter

Application: Single Fiber Feeder with Drops



Example Above: Single fiber feeder with SC/APC 1x4 splitter and 4 SC/APC drops.

Terminal Part Number: FSTX-04C-CZZ-8ZZ



Internal Cabling in YOURx-Terminal.

YOURx-Terminal - Splitter Configured Terminal

FSTX- _____ - _____ ZZ- _____ ZZ

1

2

3

4

1 Select Distribution Port Count

02 = 2 ports
04 = 4 ports
08 = 8 ports
12 = 12 ports
16 = 16 ports

3 Select Feeder Connector

A = SC/UPC
C = SC/APC
F = LC/UPC
H = LC/APC

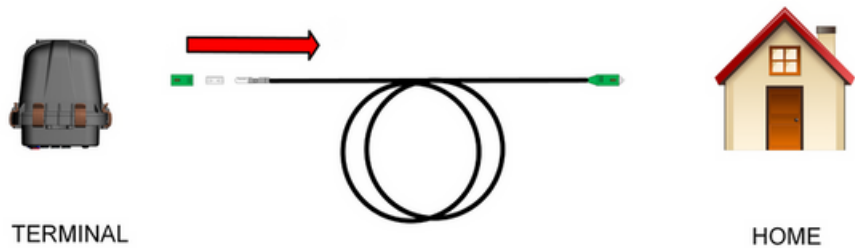
4 Select Split Ratio

3 = Dual 1 x 8
4 = 1 x 16 5 =
1 x 8 8 = 1 x 4
9 = Dual 1 x 4
E = 1 x 2 F =
Dual 1 x 2

2 Select Distribution Connector

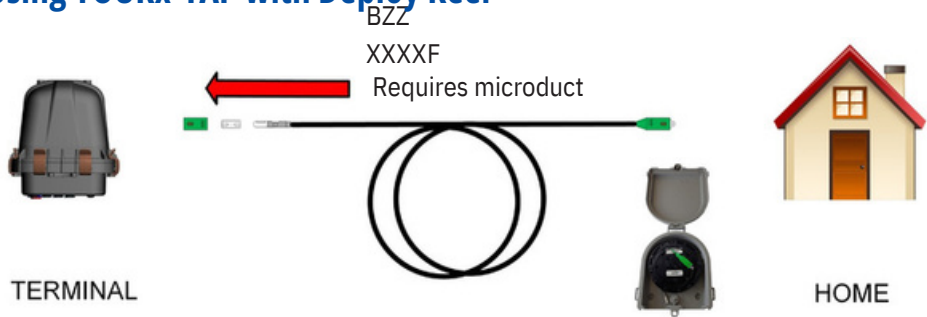
A = SC/UPC
C = SC/APC
F = LC/UPC
H = LC/APC

YOURx-Terminal
Drop Assemblies



Connector in Terminal	Connector to House	FieldShield (requires microduct)	Flat Drop Toneable (does not require microduct)	Flat Drop Non-toneable (does not require microduct)
SCA	SCA	FS-AA1-001-CQZ- DZZ XXXXF	FSH-U1-001-D1K-CQK XXXXF	FSH-T1-001-D1K-CQK XXXXF
SCU	SCU	FS-AA1-001-AQZ-	FSH-U1-001-B1K-AQK XXXXF	FSH-T1-001-B1K-AQK XXXXF

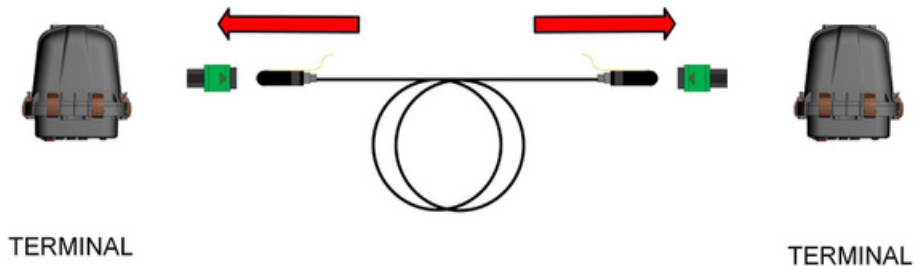
Drop Options Using YOURx-TAP with Deploy Reel



Part Number	Description
TAPX-ABA-CDS4-ZZZ	YOURx-TAP, loaded with 1 fiber SC/APC to pullable SC/APC, 100' blank and dual plate, no logo
TAPX-ABA-CDS8-ZZZ	YOURx-TAP, loaded with 1 fiber SC/APC to pullable SC/APC, 200' blank and dual plate, no logo
TAPX-ABA-CDSC-ZZZ	YOURx-TAP, loaded with 1 fiber SC/APC to pullable SC/APC, 300' blank and dual plate, no logo

* Additional TAP options are available. See Clearfield website under Test Access Products.

MPO - MPO Feeder Cable Assemblies Between Terminals



Part Number	Description
FS-AA1-012-PZZ-PZZ	FieldShield Pushable Fiber, Singlemode, 12 Fiber, 1 x 12 Pushable MPO Female to Pushable MPO Female

YOURx-Terminal

Terminal Mounting Options

Application: Pole, Wall, Pedestal (Min. 10" Pedestal, Vault)



Part Number 018123 — Connector access by removing base



Part Number 018249 — Connector access by removing top

Application: Aerial Strand Mount



Part Number 018456 — Connector access by removing top

Application: Required for sealing in terminal when field-installing connectors or using pushable FieldShield Connector.



Part Number	Description
FS-FIFC-103- 6PAK	Field installable FlexConnector, 10 mm Port, 3 mm Cable, Black Grommet, 6 Pack (FLEXdrop and FieldShield)
FS-FIFC-143- 6PAK	Field installable FlexConnector, 14 mm Port, 3 mm Cable, Gray Grommet, 6 Pack, Required for Pushable MPO
FS-FIFC-144-6PAK	Field installable FlexConnector, 14 mm Port, 4 mm Cable, Red Grommet, 6 Pack, Required for 24 fiber applications
FSH - FIFC - 4PA K	Field installable FLATdrop FlexConnector with pieces for 4 terminations