


Category 6A MT-Series Unscreened Keystone Jacks

KEY FEATURES

- Exceeds TIA-568-C.2 component performance specifications
Meets IEEE 802.3an 10 Gigabit Ethernet transmission requirements
- Eliminates alien crosstalk with solid-metal cable-retention cap
- Slim profile for the highest density applications
- Improved wire retention and ease of termination with rear 110 type contacts
- Easy-to-read T568A/B wiring scheme color-coded label
- Circuit identification icons, dust covers, and 110 protection caps included in kit



The Signamax Category 6A Unscreened MT-Series Keystone Jacks have been designed to meet the need for today's high-bandwidth applications. These connectors are slim in profile for the highest density applications and have the ability to mount either color-coded icons for service identification or dust covers to protect unused jacks from dust and other contaminants.

Contact design provides enhanced plug-to-jack connection integrity, protects against damage caused by insertion of 4- or 6-position plugs. Special design features allow these jacks to be terminated with a standard 110 single-position tool or with the Signamax four-pair tool, and are rated for minimum of 750 plug insertions providing for the highest level of system reliability.

Category 6A MT-Series Unscreened Keystone Jacks

PART NUMBER	DESCRIPTION
KJ458MT-C6AC	Category 6A MT-Series Keystone Jack, T568A/B Wiring, Light Ivory
KJ458MT25-C6AC	Category 6A MT-Series Keystone Jack, T568A/B Wiring, Light Ivory, 25 Pack

For other colors add the following to P/N:



(*) Available in 25 pack only



SPECIFICATIONS

TRANSMISSION PERFORMANCE

ANSI/TIA-568-C.2: meets or exceeds category 6A (1-500 MHz) component specifications

TRANSMISSION MEDIA

Unscreened twisted pair (U/UTP)

JACK TYPE

8p8c (8-position, 8-contact) "RJ45" style

WIRING SCHEME

ANSI/TIA-568-C.2: T568A & T568B

ISO/IEC 11801 2nd Ed.: 8-position pin/pair assignment (1-2/3-6/4-5/7-8)

WIRE GAUGE

22 to 24 AWG (0.644 to 0.511 mm)

ELECTRICAL

Insulation Resistance: Min 500 MOhm @ 100 Vdc

Dielectric Withstanding Voltage:

1,000 Vdc/ac peak contact-to-contact @ 60 Hz for 1 min

Spring Wire Contact Resistance: Max 20 mOhm

IDC Contact Resistance: Max 2.5 mOhm

CONSTRUCTION

Housing: High impact thermoplastic, UL94V-0 fire retardant

Jack Spring Wire:

IDC:

MECHANICAL

Total Contact Force: Min 800 g for 8 wire leads

Retention: 50 N (11 lbf) for 60 ± 5 s Mating

Cycle Life: Min 750 cycles

FOOTPRINT

Standard keystone footprint

MOUNTING DIMENSIONS:

1.213" D x 0.665" W x 0.76" H (30.8 mm x 16.9 mm x 19.3 mm)

ENVIRONMENTAL CONDITIONS

Operating Temperature: 14 °F to 140 °F (-10 °C to 60 °C)

Storage Temperature: -40 °F to 158 °F (-40 °C to 70 °C)

Operating RH:

COMPLIANCE

ANSI/TIA-568-C.2, IEEE 802.3 ab, FCC Part 68 Subpart F, UL 94V-0

APPLICATIONS

X.21, V.11, S0, ISDN, CSMA/CD 10BASE-T, 100BASE-TX, 100BASE-T4, 100BASE-T2, 1000BASE-T, 10GBASE-T, TR 4/16/100, 100BASE-VG, ATM LAN 25/51/155, TP-PMD

WARRANTY

5 - Year Limited Component

Figure 1: Wiring Schemes

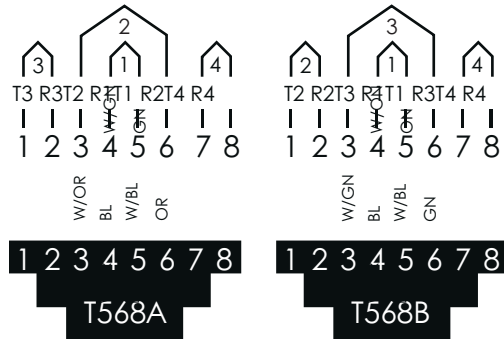
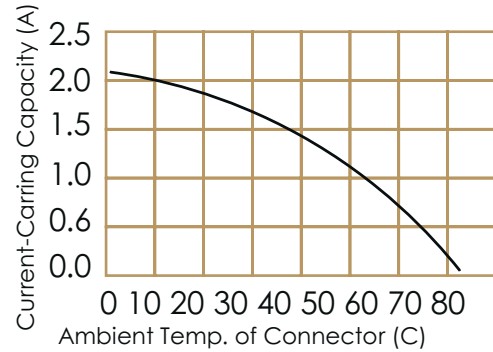


Figure 2: Current Rating



Introducing an all inclusive kit: Master Pack

Master Pack Includes everything necessary to terminate 500 jacks in the work area or at the telecommunication rack. The durable HDPE resealable bucket includes: 500 MT Series Keystone Jacks, one MT-Series termination tool, Organizer tray, and a Signamax T-Shirt.

MASTER PACK ORDERING INFORMATION

PART NUMBER	DESCRIPTION
KJ458MTBD-C6AC-XX	500 Category 6A MT-Series Keystone Jacks

Specify Keystone Jack colors by substituting XX in P/N for the following:
For all other Keystone jack colors Please call Customer Care.

