







Signamax C-100 Series switches provide businesses a cost-effective way to expand their networks with a wide range of models from 4 to 24 port Gigabit or Fast Ethernet configurations and desktop or rack mount form factors. The C-100 Series offers several PoE+ options for an affordable PoE solution.



- Zero touch Plug and Play connectivity
- Up to 385 watts PoE budget with PoE+ support on all ports
- Gigabit SFP uplink interfaces available on select models
- Non-blocking switches with up to 52 Gbps bandwidth support
- Rugged metal case with clean black finish
- Rack mountable & wall mountable options
- Fanless design on select models for silent operation
- 5 year hardware warranty & support at no additional cost

C-100 Series Models & Specifications

PART NUMBER		SC10010	SC10020	SC10030
Switches				
Ports	RJ-45 Ports	24 - 10/100/1000	24 - 10/100	24 - 10/100
	Uplink Ports	2 Gigabit SFP	2 Gigabit SFP Combo	2 Gigabit
	PoE Ports	24	24	24
PoE	PoE Budget	385W	385W	235W
	Switching Capacity	52Gbps	8.8Gbps	8.8Gbps
Performance	Forwarding Rate	36.7Mpps	6.6Mpps	6.6Mpps
	Max Power Consumption	400W	400W	250W
Physical Characteristics	Dimensions	17.3 x 8.8 x 1.7 in (44 x 22.4 x 4.4 cm)	17.3 x 8.3 x 1.7 in (44 x 21 x 4.4 cm)	17.3 x 8.8 x 1.7 in (44 x 22.4 x 4.4 cm)
	Weight	7.8 lb (3.5 kg)	6.8 lb (3.1 kg)	6.3 lb (2.8 kg)
	Fanless	No	No	No
	Mounting	Rack Mountable	Rack Mountable	Rack Mountable

PART NUMBER		SC10040	SC10050	SC10060
Switches				
Ports	RJ-45 Ports	24 - 10/100/1000	16 - 10/100/1000	16 - 10/100
	Uplink Ports	2 Gigabit SFP	2 Gigabit SFP	2 Gigabit SFP Combo
	PoE Ports	0	16	16
PoE	PoE Budget	N/A	235W	235W
	Switching Capacity	52Gbps	36Gbps	7.2Gbps
Performance	Forwarding Rate	36.7Mpps	26.8Mpps	5.4Mpps
	Max Power Consumption	12W	250W	250W
Physical Characteristics	Dimensions	12.2 x 7.0 x 1.7 in (31 x 18 x 4.4 cm)	10.6 x 1.2 x 1.7 in (26.9 x 18.3 x 4.4 cm)	17.3 x 8.3 x 1.7 in (44 x 21 x 4.4 cm)
	Weight	3.4 lb (1.5 kg)	3.7 lb (1.7 kg)	6.3 lb (2.8 kg)
	Fanless	Yes	No	No
	Mounting	Rack Mountable	Rack Mountable	Rack Mountable

Specifications

PERFORMANCE

- 4K MAC Addresses
- 4Mb Packet Buffer
- Supports 10K Jumbo Frames
- Wirespeed Forwarding

LAYER 2

- IEEE 802.3 10BaseT
- IEEE 802.3u 100BaseTX
- IEEE 802.3ab 1000BaseT
- IEEE 802.3 Auto-Negotiation
- SFP ports support IEEE 802.3u (100FX), 802.3z (1000SX/LX/LHX/ZX)
- IEEE 802.3x Flow Control
- IEEE 802.3az Energy Efficient Ethernet (EEE)

PoE

- Support IEEE 802.3af/IEEE802.3at on each port
- Dynamic Power Allocation

ELECTRICAL CHARACTERISTICS

- Power Supply AC Input: 100 - 240 V AC, 50/60 Hz
- MTBF: 100K hrs

ENVIRONMENTAL REQUIREMENTS

- Operating Temperature: 14 to 131°F (-10 to 55°C)
- Storage Temperature: -40 to 158°F (-40 to 70°C)
- Operating/Storage Humidity: 5 to 95% (non-condensing)

CERTIFICATIONS

- CE Mark: EN 55022, Class B; FCC Part 15 Class B; VCCI Class B
- Safety: CE/LVD EN60950

WARRANTY

- Five Years (Including power supply)



Ordering Information




ETHERNET SWITCHES





PART NO.	DESCRIPTION
24 Ports	
SC10010	24 Port Gigabit PoE+
SC10020	24 Port Fast Ethernet PoE+
SC10030	24 Port Fast Ethernet PoE+ Lite
SC10040	24 Port Gigabit
16 Ports	
SC10050	16 Port Gigabit PoE+
SC10060	16 Port Fast Ethernet PoE+
SC10070	16 Port Gigabit

ETHERNET SWITCHES

PART NO.	DESCRIPTION
8 or Less Ports	
SC10080	8 Port Gigabit PoE+
SC10090	8 Port Fast Ethernet PoE+
SC10100	8 Port Gigabit
SC10110	4 Port Gigabit PoE+
SC10120	8 Port Gigabit SFP
SC10130	Gigabit PoE+ Injector



PART NUMBER		SC10070	SC10080	SC10090
Switches				
Ports	RJ-45 Ports	16 - 10/100/1000	8 - 10/100/1000	8 - 10/100
	Uplink Ports	2 Gigabit SFP	2 Gigabit SFP	1 Fast Ethernet
	PoE Ports	0	8	8
PoE	PoE Budget	N/A	125W	105W
Performance	Switching Capacity	36Gbps	18Gbps	1.8Gbps
	Forwarding Rate	26.8Mpps	14.88Mpps	1.34Mpps
Electrical Characteristics	Max Power Consumption	8W	130W	110W
Physical Characteristics	Dimensions	9.6 x 5.3 x 1.7 in (24.3 x 13.5 x 4.4 cm)	11 x 8.3 x 1.7 in (27.9 x 21 x 4.4 cm)	7.4 x 4 x 1.1 in (18.9 x 10.2 x 2.8 cm)
	Weight	2.43 lb (1.1 kg)	3.44 lb (1.6 kg)	1.48 lb (0.67 kg)
	Fanless	Yes	Yes	Yes
	Mounting	Rack Mountable	Rack Mountable	Wall Mountable

PART NUMBER		SC10100	SC10110	SC10120	SC10130
Switches					
Ports	RJ-45 Ports	8 - 10/100/1000	4 - 10/100/1000	2 - 10/100/1000	1 - 10/100/1000
	Uplink Ports	0	2 Gigabit	8 Gigabit SFP	0
	PoE Ports	0	4	0	1
PoE	PoE Budget	N/A	60W	N/A	30W
Performance	Switching Capacity	16Gbps	12Gbps	20Gbps	N/A
	Forwarding Rate	11.9Mpps	8.9Mpps	14.88Mpps	N/A
Electrical Characteristics	Max Power Consumption	4W	65W	8W	35W
Physical Characteristics	Dimensions	5.6 x 3.1 x 1.1 in (14.2 x 7.9 x 2.8 cm)	4.2 x 3.4 x 1.1 in (10.7 x 8.6 x 2.8 cm)	11 x 7.3 x 1.7 in (27.9 x 18.5 x 4.4 cm)	4.7 x 2.4 x 1.5 in (11.8 x 6 x 3.8 cm)
	Weight	0.59 lb (0.27 kg)	0.55 lb (0.25 kg)	2.7 lb (1.2 kg)	0.40 lb (0.18 kg)
	Fanless	Yes	Yes	No	Yes
	Mounting	Wall Mountable	Wall Mountable	Rack Mountable	N/A

Features for the simplest solutions.

ZERO TOUCH PLUG AND PLAY

The C-100 Series switches requires no configuration and can be installed in minutes for use in network racks or on desktops. The standards based C-100 switches sense and adjust for network speed and cabling type automatically, allowing the switches to connect to all other 10Mbps Ethernet, 100Mbps Fast Ethernet, or 1000Mbps Gigabit Ethernet devices. All C-100 RJ45 ports are equipped with MDI/MDI-X for easy connection to other switches as well as old hubs. Front panel LEDs keep you informed of power status, link speed and link activities.



HIGH QUALITY AND PERFORMANCE

With over 30 years' experience designing and manufacturing network products, Signamax offers both proven reliability and industry-leading quality. All C-100 Series have a durable metal case and a long product life. The C-100 Series switches offer non-blocking rates on all ports to deliver true Gigabit speed without compromise.

PoE+

The C-100 series includes several PoE options, all of which support PoE+ up to 30W on all ports.

ENERGY EFFICIENCY

The C-100 Series switches are designed to minimize power consumption through the use of a high efficiency power supply and a low power chipset as well as support of the latest Energy Efficient Ethernet (IEEE 802.3az) standard. When there is light or no traffic on an active port the C-100 switch reduces energy consumption. Further energy efficiency can be gained by using a short cable (<100m).




FIBER CONNECTIVITY

Growing networks that require fiber connectivity are accommodated by 2 Gigabit SFP ports in the C-100 Series. The SC10120 model is an innovative compact 8 port Gigabit SFP switch.

SILENT OPERATION

Many of the C-100 Series switches are fanless for silent operation including the SC10080 and SC10090 PoE switches. Fanless switches are ideal for classrooms or desktop applications where noisy fans can be extremely disruptive.

Accessories Ordering Information



MOUNTING KITS

Replacement Rack Mounting Kits

AM3004	SC10010, SC10020, SC10030, & SC10060 Rack Mount Kit
0	SC10040 Rack Mount Kit SC10050 Rack Mount Kit
AM3005	SC10070 Rack Mount Kit SC10080 Rack Mount Kit SC10120
0	Rack Mount Kit
AM3006	
0	

Replacement Wall Mounting Kits

AM3007	
AM30100	SC10090 Wall Mount Kit
AM3008	SC10110 Wall Mount Kit
AM30110	
0	
AM3009	

SFP MODULES

PART NO.	DESCRIPTION
065-79SXMG	1000SX Multi-Mode SFP Module 850nm up to 550m
065-79LXMG	1000LX Single-Mode SFP module 1310nm up to 10km
065-79ZXMG	1000ZX Single-Mode SFP Module 1550nm up to 80km
065-791000TTXMG	10/100/1000TX SFP Module 100m span

For a complete list of SFP Modules visit www.signamax.com.

